







































What comes next? Color in the pictures












Cut and glue the pictures to carry on the pattern.

Lennie's Learning Box



CUT & GLUE

					
---	---	---	--	---	---



What comes next? Draw to finish the  
pattern

